











Scheme



BELL

| | |
|--------------|--|
| Item code | 86.S002.1331.02 |
| Product type | Indoor |
| Category | Pendants |
| Family | BELL |
| Pictograms |         |

| | |
|----------------------------|---------------|
| Product | |
| Real power (W) | 10 |
| Real luminous flux (Lm) | 900 |
| Luminous efficiency (Lm/W) | 90 |
| Beam angle (°) | 50 |
| Life time (h) | 50000h L80B10 |
| IP | 20 |
| Chip Brand | Philip |
| Control gear | ON-OFF |
| Colour temperature (K) | 3000 |
| Colour consistency (SDCM) | SDCM<3 |
| CRI | 80 |

Photometry

